


Features

- Low reverse leakage
- High forward surge capability
- High reliability
- High temperature soldering guaranteed:
260°C/10seconds
- Lead and body according with RoHS standard
- Green compound with suffix "-F" on Marking



DO-214AC/SMA

Mechanical Data

- Case:DO-214AC Molded plastic
- Epoxy: UL 94V-0 rate flame retardant
- Lead: Pure tin plated, lead free

Maximum Ratings & Characteristics

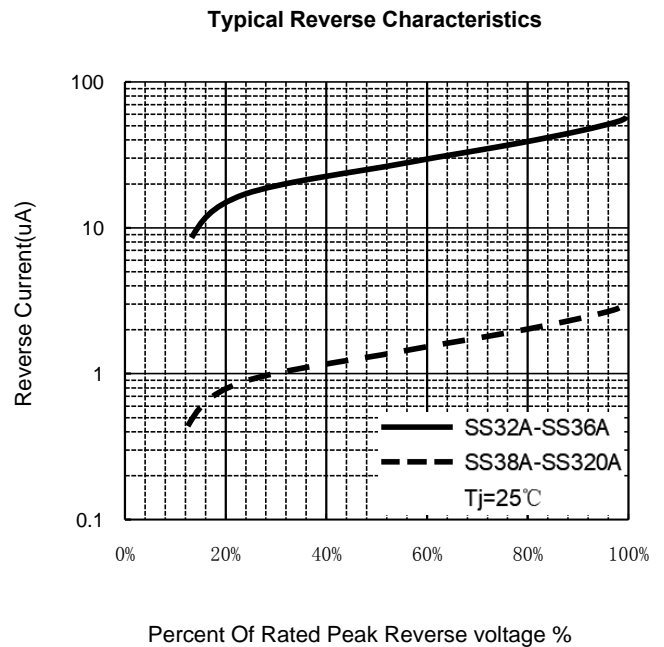
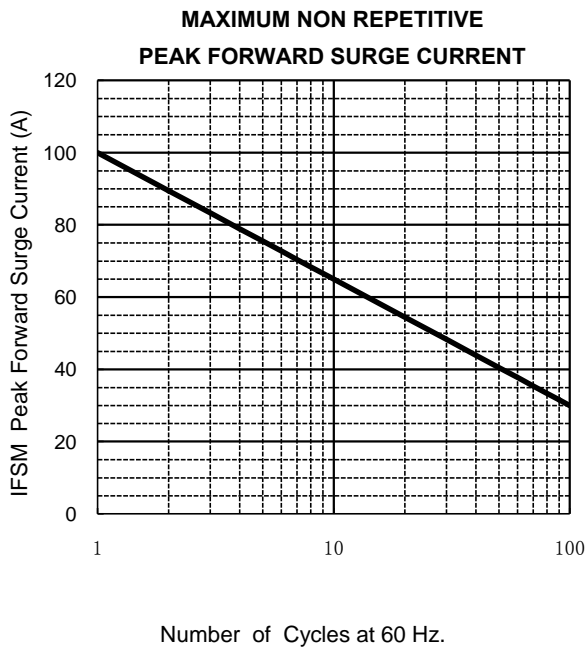
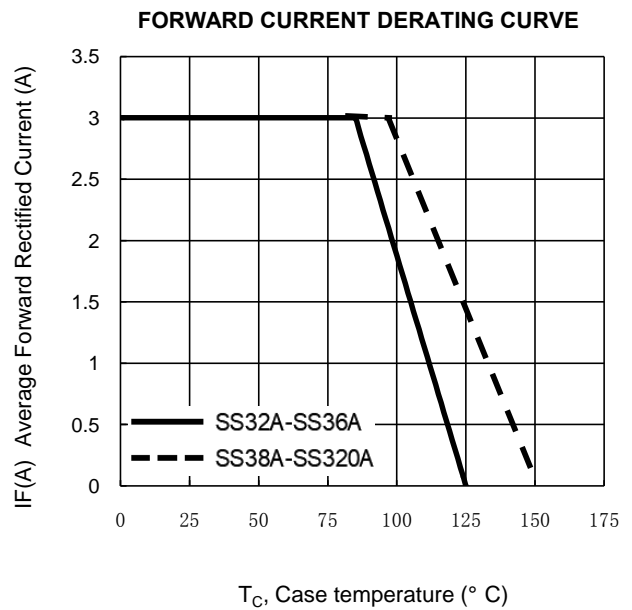
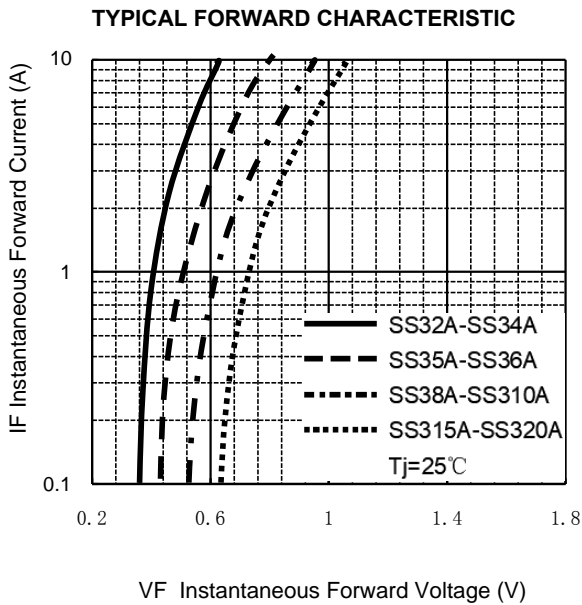
Ratings at 25°C ambient temperature unless otherwise specified.

Parameter	Symbols	SS32A	SS33A	SS34A	SS35A	SS36A	SS38A	SS310A	SS315A	SS320A	Unit	
Maximum repetitive peak reverse voltage	V_{RRM}	20	30	40	50	60	80	100	150	200	V	
Maximum RMS voltage	V_{RMS}	14	21	28	35	42	56	70	105	140	V	
Maximum DC blocking voltage	V_{DC}	20	30	40	50	60	80	100	150	200	V	
Maximum average forward rectified current	$I_{F(AV)}$	3.0									A	
Non-repetitive peak forward surge current 8.3 ms singlehalf sine-wave	I_{FSM}	100									A	
@ $I_F=3.0A$ Maximum forward voltage	V_F	0.55			0.70		0.85		0.95		V	
@ V_{DC} Maximum reverse current	I_R	0.5									mA	
$T_A=25^{\circ}C$ $T_A=100^{\circ}C$		20										
Typical thermal resistance (Note 1)	$R_{\theta JA}$	55									°C/W	
	$R_{\theta JL}$	17										
VR=4.0V,f=1MHz Type junction capacitance	C_J	160									pF	
Operating junction	T_J	-55 --- +125					-55 --- +150					°C
Storage temperature rang	T_{STG}	-55 --- +150									°C	

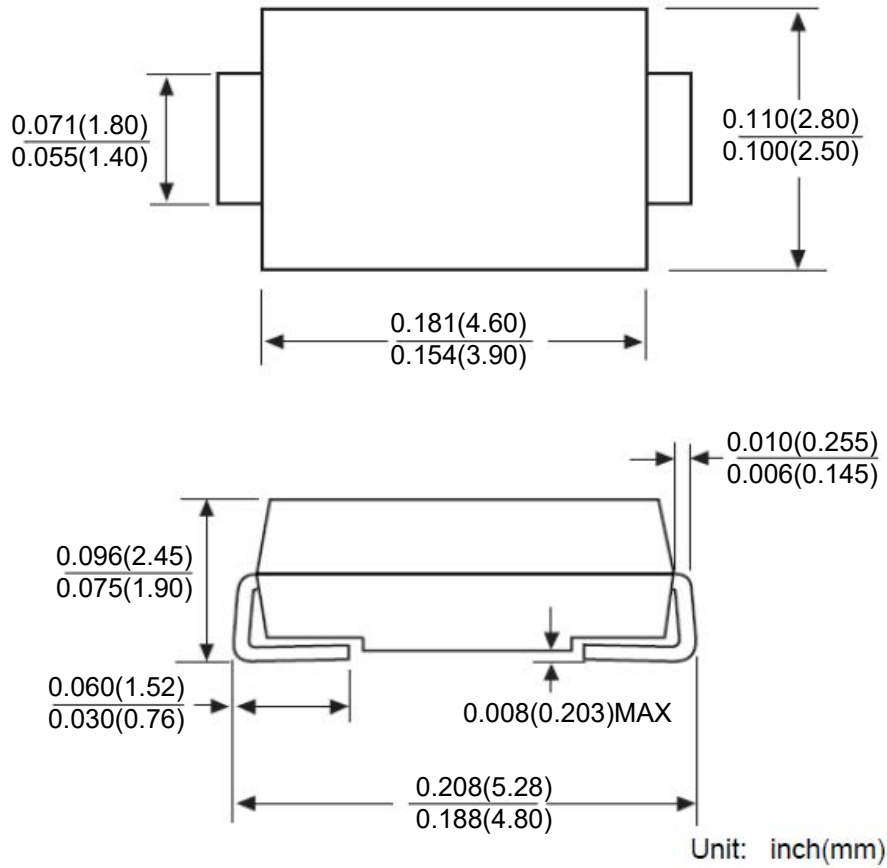
Note:

1) Thermal resistance from junction to ambient , PCB mounted.

Characteristic Curves



Package Outline



Package Information

Qty: 3,000/Tape and reel